



SCHAEFER

770

AN INDUSTRY LEADER

Schaefer Yachts is an industry leader in the design and construction of performance yachts between 30 and 83 feet. Boasting one of the biggest and most technologically advanced shipyards in South America, Schaefer Yachts has been transforming the marine industry for over 27 years. More than three thousand boats have been delivered worldwide. The shipyard has earned an exceptional reputation for setting high quality manufacturing standards with our proprietary and highly advanced production process. Their cutting-edge technology and eagle eye for details guarantee a vast range of vessels made with extreme precision. Schaefer Yachts is proud to be a shipyard that attends to the most demanding markets in the world.







SCHAEFER 770



SCHAEFER

770



SCHAEFER

770



SCHAEFER
770





SCHAEFER

770



SCHAEFER

770

SCHAEFER

770





SCHAEFER

770



SCHAEFER

770



SCHAEFER
770





SCHAEFER

770



SCHAEFER

770











SCHAEFER

770



SCHAEFER

770



SCHAEFER

770









SCHAEFER

770



SCHAEFER

770





SCHAEFER

770



SCHAEFER

770



SCHAEFER

770



SCHAEFER

770

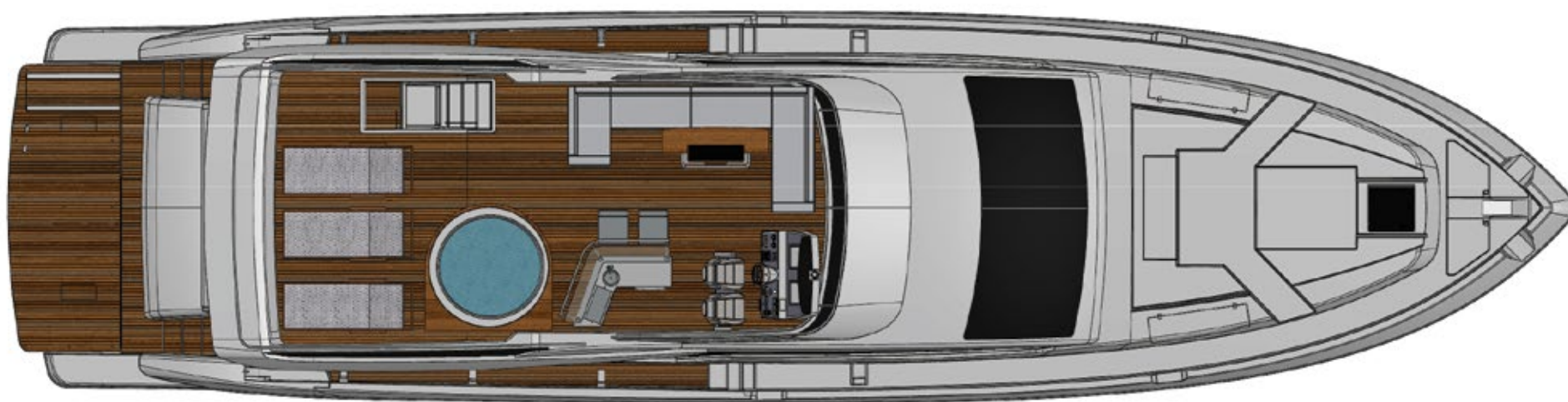


SCHAEFER
770



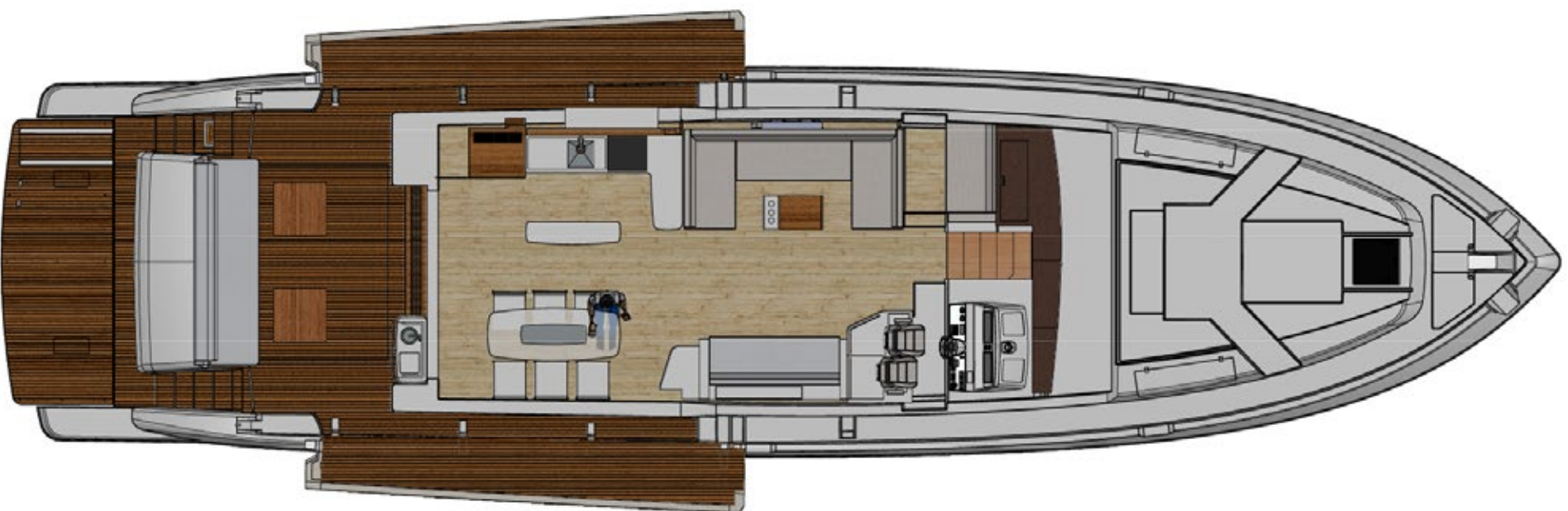
SCHAEFER

770



SCHAEFER

770



TECHNICAL SPECIFICATIONS

Max. lenght (including pulpit and platform)	23,56 m (77.3')
Max. beam(including guardrails)	5.86 m (19.2')
Max. draught	1.58 m (5.2 ft)
Light craft mass	51,200 kg (97,003 lbs)
Deadrise angle	14°
Fresh water capacity	800 L (211 Gal)
Fuel capacity	3,800 L (1,003 Gal)
Clearance	7.75 m (25.4')
Passenger capacity (day)	20
Passenger capacity (night)	8+2
Designer	Marcio Schaefer



More space, more comfort

The new Schaefer 770 is a revolution in exterior and interior design. The single level design of salon, galley and bar as well as the outdoor spaces with its expansive balconies connects everyone on board and most importantly – everyone with the sea.



Handmade elegance

Refinement in workmanship and extreme attention to detail are features of all Schaefer Yachts. Tastefully selected materials blend with advanced craftsmanship, resulting in elegance and sophistication for a luxurious and cozy environment.



More design for your days on board


Designed entirely by SCHAEFER's engineering team, the platform submerges 2 feet below the waterline and can lift up to 800kg, perfect for a Jetski or a tender. A boarding ladder is elegantly integrated into the platform and emerges to assist you to safely get back onto the boat. Details that provide comfort and elegance for your days on the water.

VOLVO PENTA IPS

WELL PROVEN SUCCESS

Thousands of applications with the distinctive, forward-facing, twin counter-rotating propellers and individually steerable pods have been installed in hundreds of boat models worldwide. We are proud to be the biggest reseller in South America with hundreds of units installed in the last 10 years.

Choose between Volvo Penta IPS 950 or IPS 1050 and feel this new technology in your hands.



40% longer cruising range

20% higher top speed

30% reduced fuel consumption

30% less CO2 emissions

50% lower perceived noise

More onboard space



The IPS system can be extended with unique features and functions that will make your life at sea even more enjoyable. By integrating your yacht's engines and electronics through the Electronic Vessel Control system, you'll be able to experience intuitive Joystick Driving or the intelligent Dynamic Positioning System, everything easily monitored through the Volvo Penta Glass Cockpit System – a monitoring system that gathers all driver information and displays it on one or multiple high-tech displays.



5-AXIS CNC

The new product development center is equipped with a 5-axis CNC, the only one in the Brazilian nautical market, it is able to machine molds up to 75 feet from a single block with the highest standards of quality, accuracy and finish. A unique construction process, one of the most modern in the world, places Schaefer Yachts in the lead of the production of recreational boats in South America.



VACUUM INFUSION PROCESS

All parts of each vessel from 36 to 83 feet are produced by vacuum infusion system, resulting in lighter more economical and robust vessels, providing more comfort and safety for its navigation.



SCHAEFER

770